

# Quick Guide to Education Indicators for SDG 4





# Quick Guide to Education Indicators for SDG 4



UNESCO  
INSTITUTE  
FOR  
STATISTICS



## UNESCO

The constitution of the United Nations Educational, Scientific and Cultural Organization (UNESCO) was adopted by 20 countries at the London Conference in November 1945 and entered into effect on 4 November 1946. The Organization currently has 195 Member States and 10 Associate Members.

The main objective of UNESCO is to contribute to peace and security in the world by promoting collaboration among nations through education, science, culture and communication in order to foster universal respect for justice, the rule of law, and the human rights and fundamental freedoms that are affirmed for the peoples of the world, without distinction of race, sex, language or religion, by the Charter of the United Nations.

To fulfil its mandate, UNESCO performs five principal functions: 1) prospective studies on education, science, culture and communication for tomorrow's world; 2) the advancement, transfer and sharing of knowledge through research, training and teaching activities; 3) standard-setting actions for the preparation and adoption of internal instruments and statutory recommendations; 4) expertise through technical cooperation to Member States for their development policies and projects; and 5) the exchange of specialized information.

## UNESCO Institute for Statistics

The UNESCO Institute for Statistics (UIS) is the statistical office of UNESCO and is the UN depository for global statistics in the fields of education, science, technology and innovation, culture and communication.

The UIS was established in 1999. It was created to improve UNESCO's statistical programme and to develop and deliver the timely, accurate and policy-relevant statistics needed in today's increasingly complex and rapidly changing social, political and economic environments.

Published in 2018 by:  
UNESCO Institute for Statistics  
P.O. Box 6128, Succursale Centre-Ville  
Montreal, Quebec H3C 3J7  
Canada  
Tel: +1 514-343-6880  
Email: [uis.publications@unesco.org](mailto:uis.publications@unesco.org)  
<http://www.uis.unesco.org>

Ref: UIS/2018/ED/TD/4

© UNESCO-UIS 2018

This publication is available in Open Access under the Attribution-ShareAlike 3.0 IGO (CC-BY-SA 3.0 IGO) license (<http://creativecommons.org/licenses/by-sa/3.0/igo/>). By using the content of this publication, the users accept to be bound by the terms of use of the UNESCO Open Access Repository (<http://www.unesco.org/open-access/terms-use-ccbysa-en>).

The designations employed and the presentation of material throughout this publication do not imply the expression of any opinion whatsoever on the part of UNESCO concerning the legal status of any country, territory, city or area or of its authorities or concerning the delimitation of its frontiers or boundaries.

The ideas and opinions expressed in this publication are those of the authors; they are not necessarily those of UNESCO and do not commit the organization.

# What is this guide?

This guide serves as a quick reference on how to monitor progress towards Sustainable Development Goal 4 (SDG 4) on quality education. It provides basic explanations of SDG 4 targets, their indicators, how they are created and where to find the information needed for these indicators.

## Table of contents

<b>1. What is SDG 4?</b>	<b>7</b>
<b>2. What tools exist to measure progress towards SDG 4?</b>	<b>11</b>
<b>3. What is the UIS' role in SDG 4 monitoring?</b>	<b>17</b>
<b>4. How are SDG 4 indicators developed and calculated?</b>	<b>20</b>
4.1 Free, equitable and quality primary and secondary education	22
4.2 Quality early childhood development, care and pre-primary education	25
4.3 Quality TVET and tertiary education	28
4.4 Technical and vocational skills	30
4.5 Equal access to all levels of education and training for the vulnerable	32
4.6 Youth and adult literacy and numeracy	34
4.7 Knowledge and skills needed to promote sustainable development	36
4.a School environment	38
4.b Scholarships	39
4.c Qualified teachers	40
<b>Annex. Targets and indicators of Sustainable Development Goal 4 on education</b>	<b>41</b>
<b>References</b>	<b>44</b>

# Acronyms

<b>AES</b>	Adult Education Survey
<b>CLA</b>	Catalogue of Learning Assessments
<b>CONFEMEN</b>	<i>Conférence des ministres de l'Éducation des États et gouvernements de la Francophonie</i>
<b>DAC</b>	Development Assistance Committee
<b>DHS</b>	Demographic and Health Survey
<b>ECLAC</b>	UN Economic Commission for Latin America and the Caribbean
<b>ECDI</b>	Early Childhood Development Index
<b>EFA</b>	Education for All
<b>EMIS</b>	Education Management Information System
<b>ESD</b>	Education for sustainable development
<b>GAML</b>	Global Alliance to Monitor Learning
<b>GCED</b>	Global citizenship education
<b>GEMR</b>	Global Education Monitoring Report
<b>GPE</b>	Global Partnership for Education
<b>GPI</b>	Gender parity index
<b>HLPF</b>	UN High-Level Political Forum on Sustainable Development
<b>IAEG-SDGs</b>	Inter-Agency and Expert Group on SDG Indicators
<b>IAG-EII</b>	Inter-Agency Group on Education Inequality Indicators
<b>ICT</b>	Information and communication technology
<b>IEA</b>	International Association for the Evaluation of Educational Achievement
<b>IIEP</b>	UNESCO International Institute for Educational Planning
<b>IPUMS</b>	Integrated Public Use Microdata Series
<b>ISCED</b>	International Standard Classification of Education
<b>ITU</b>	International Telecommunications Union
<b>LaNA</b>	Literacy and Numeracy Assessment
<b>LAMP</b>	Literacy Assessment and Monitoring Programme
<b>LLECE</b>	Latin American Laboratory for Assessment of the Quality of Education
<b>MDG</b>	Millennium Development Goal
<b>MELQO</b>	Measuring Early Learning Quality and Outcomes
<b>MICS</b>	Multiple Indicator Cluster Survey
<b>MPL</b>	Minimum proficiency level
<b>NEA</b>	National Education Account
<b>NEQMAP</b>	Network on Education Quality Monitoring in the Asia-Pacific
<b>NGO</b>	Non-governmental organization
<b>ODA</b>	Official development assistance
<b>OECD</b>	Organisation for Economic Co-operation and Development
<b>OOSCI</b>	UIS/UNICEF Global Initiative on Out-of-School Children
<b>PASEC</b>	<i>Programme d'Analyse des Systèmes Éducatifs de la CONFEMEN</i> (CONFEMEN Programme for the Analysis of Education Systems)
<b>PIAAC</b>	Programme for the International Assessment of Adult Competencies

<b>PILNA</b>	Pacific Islands Literacy and Numeracy Assessment
<b>PIRLS</b>	Progress in International Reading Literacy Study
<b>PISA</b>	Programme for International Student Assessment
<b>PRIDI</b>	<i>Programa Regional de Indicadores de Desarrollo Infantil</i>
<b>SACMEQ</b>	Southern and Eastern Africa Consortium for Monitoring Educational Quality
<b>SDG</b>	Sustainable Development Goal
<b>SEAMEO</b>	Southeast Asian Ministers of Education Organization
<b>SEA-PLM</b>	Southeast Asia Primary Learning Metrics
<b>SLS</b>	Short Literacy Survey
<b>STEP</b>	Skills Towards Employment and Productivity
<b>SWTS</b>	School-to-Work Transition Survey
<b>TCG</b>	Technical Cooperation Group on the Indicators for SDG 4-Education 2030
<b>TERCE</b>	<i>Tercer Estudio Regional Comparativo y Explicativo</i> (Third Regional Comparative and Explanatory Study)
<b>TIMSS</b>	Trends in International Mathematics and Science Study
<b>TVET</b>	Technical and vocational education and training
<b>UIS</b>	UNESCO Institute for Statistics
<b>UNESCO</b>	United Nations Educational, Scientific and Cultural Organization
<b>UNICEF</b>	United Nations Children's Fund
<b>UNSD</b>	United Nations Statistics Division



# 1. What is SDG 4?



© Ami Vitale / The World Bank

Heads of State, government leaders, UN high-level representatives and civil society met in 2015 at the 70<sup>th</sup> Session of the United Nations General Assembly and adopted the 2030 Agenda for Sustainable Development. This ambitious agenda, “of the people, by the people, and for the people,” was designed with the active involvement of UNESCO. Education plays a central theme throughout the 2030 Agenda, which includes a stand-alone education goal and education-related targets within 7 other of the 17 Sustainable Development Goals (SDGs). SDG 4 aims to “ensure inclusive and equitable quality education and promote lifelong learning opportunities for all” by 2030. The goal consists of ten targets to guide countries along a transformative path to a sustainable education agenda.



**What is a target?** A target is a specific, measurable objective which will contribute to achieving one or more of the goals. SDG 4 has ten targets encompassing many different aspects of education. Among them, there are seven targets which are expected outcomes and three targets which are means of achieving these outcomes.

**How can the progress of SDG 4 be measured?** SDG 4 has a broader focus than its predecessors, Millennium Development Goal (MDG) 2, “Achieve universal primary education” and MDG 3, “Promote gender equality and empower women”. From a statistical point of view, the MDG framework was built on a set of concrete, measurable indicators and helped to improve national capacity for monitoring in many developing countries. SDG 4 targets, on the other hand, are more complex and contain several concepts that were never measured before at the global level, creating new challenges for developing the indicators which can monitor progress towards SDG 4.

**What is an indicator?** Indicators are markers of change or continuity which enable us to measure the path of development, for example. Within the SDGs, they describe the way in which a given unit (pupil, school, country or region) is progressing in relation to a specific target. SDG 4 indicators are multifaceted and many require new methodologies, definitions and calculation methods, as well as considerable changes to national systems reporting data both nationally and internationally.

**What is the difference between a target and an indicator?** If you have a personal target, say, to finish a marathon this year, a possible indicator to monitor your progress is the distance that you can run every day during your preparation. Achieving longer distances indicates that you are closer to your target.

However, educational targets are much more complex than running 42 km and often more exhausting. A better analogy could be found in the process of learning how to play a new musical instrument. You might set a personal target of learning how to play the guitar this year. But how skilful will you need to be to say that you know how to play it? You may set a more specific target such as playing a particular song or learning how to play a given number of chords. Moreover, choosing one or more indicators to monitor your progress can be as complex as the target setting: Number of hours dedicated to learning? Number of chords or parts of the song that you know how to play? Your teacher's feedback? The options are many, and the same is true for SDG 4 indicators.

**How are the SDG 4 indicators developed?** Following several rounds of global consultations and meetings with UN Member States, international and regional organizations, academia, businesses, non-governmental organizations (NGOs) and civil society, a list of 11 global indicators to monitor SDG 4 was formally adopted by the UN General Assembly in 2017. With consensus reached on the list of global education indicators, a tier classification tool was developed to identify the state of methodological development of each indicator and its data availability on a global scale. Tier 1 and Tier 2 indicators have internationally-established methodologies and standards, but Tier 2 indicators are not available for a sufficient number of countries. Tier 3 indicators require the development of methodologies and standards, and this work has been prioritised by the Inter-Agency and Expert Group on SDG Indicators (IAEG-SDGs), a globally representative group of 28 national statistical experts established by the UN Statistical Commission in 2015 to develop and implement a global indicator framework for the monitoring of the SDGs. All indicators are considered equally important for monitoring SDG 4, independent of their tier classification.



**UIS Information Paper No. 45 (2017c)** describes current procedures undertaken by the UNESCO Institute for Statistics (UIS) to develop education indicators from administrative and survey data.

**Are all countries and regions going to use the same indicators?** SDG 4 monitoring is based on universal principles and emphasises a participatory framework in which all stakeholders (including civil society, business, parliament, academia and government) can recognise their shared responsibility in achieving the SDGs. **Figure 1** shows the multi-tiered, multi-purpose framework, which is composed of four monitoring levels—global, thematic, regional and national.

**Global level** monitoring relies on a limited and carefully-selected group of leading indicators to provide an overview of progress towards each target. The harmonisation of monitoring and reporting of SDGs for international comparability is also of critical importance. The ability to analyse and compare national data

across countries and years provides insight into measuring performance, driving policy reform and allocating resources equitably to improve learning among all population groups. The IAEG-SDGs, composed of Member States and including regional and international agencies as observers, is responsible for the global indicator framework development, as well as for its refinement and occasional revision. The IAEG-SDGs has identified the UNESCO Institute for Statistics (UIS) as the custodian agency for 9 of the 11 global indicators for SDG 4 and a partner organization for the other two global indicators.

**Thematic** monitoring adds a level of monitoring of cross-nationally comparable indicators within a specific sector (e.g. education, environment, energy, health) or cross-cutting themes (e.g. gender). Thematic indicators serve as a framework to track progress on a cross-nationally comparable basis, with a more in-depth view of sectoral priorities than available in the global monitoring framework. This level provides the opportunity to identify sector-specific challenges and bottlenecks and mobilise the action required to address them. The thematic monitoring of SDG 4 follows the guidelines established by the Education 2030 Framework for Action, which was adopted by 184 UNESCO Member States in 2015. The thematic indicators for SDG 4 are developed by the Technical Cooperation Group on the Indicators for SDG 4-Education 2030 (TCG), which consists of representatives of Member States, international agencies and civil society organizations. The UIS hosts the Secretariat and co-chairs the TCG with the UNESCO Division for Education 2030 Support.

At the **regional level** of monitoring, a set of indicators will be developed to consider priorities and issues of common interest that are shared by countries in a particular region, as outlined in regional planning documents or frameworks. Different regions and sub-regions have reached agreements on certain goals and targets even before the approval of the SDGs. A crucial step to promote efficiency and to avoid the duplication of efforts is to map the global and regional strategies. The UIS and the Global Education Monitoring Report have produced a global overview of regional education monitoring, reporting and benchmarking mechanisms:

**East Asia and the Pacific:** Association of Southeast Asian Nations (ASEAN)—*Work Plan on Education 2016-2020*; Pacific Islands Forum (PIF)—*Pacific Education Development Framework*; Southeast Asian Ministers of Education Organization (SEAMEO)—*Education Agenda 2035*; SPC Pacific Community—*Education Quality Assessment Programme*.

**Europe and Northern America:** European Union (EU)—*Education and Training 2020 (ET 2020)*.

**Latin America and the Caribbean:** Caribbean Community (CARICOM)—*Human Resource Development 2030 Strategy*; Central American Educational and Cultural Coordination (CECC)—*Central American Education Policy (PEC)*; Organization of American States (OAS)—*Inter-American Education Agenda*; Organization of Eastern Caribbean States (OECS)—*OECS Education Sector Strategy*; Organization of Ibero-American States (OEI)—*Metas 2021*.

**Northern Africa and Western Asia:** African Union (AU)—*Continental Education Strategy for Africa 2016-2025*; Arab League Educational Cultural and Scientific Organization (ALECSO).

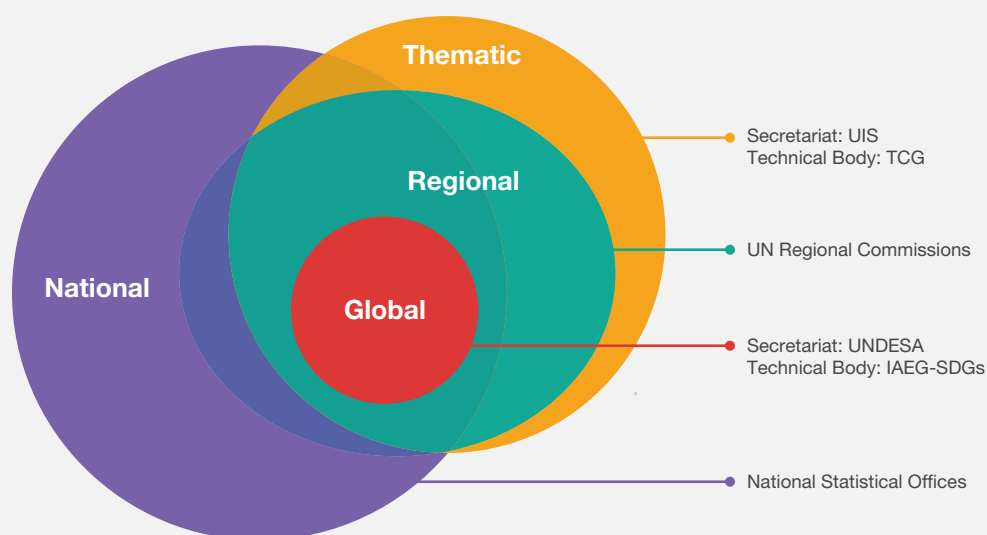
**South and West Asia:** South Asian Association for Regional Cooperation (SAARC)—*SAARC Development Goals: Taking SDGs Forward*.

**Sub-Saharan Africa:** African Union (AU)—*Continental Education Strategy for Africa 2016-2025*; Southern African Development Community (SADC)—*Process of update of Protocol on Education and Training / Regional Implementation Plan 2007-2015*.

**Cross-regional organizations:** Commonwealth—*Commonwealth Education Policy Framework*; Islamic Educational, Scientific and Cultural Organization (ISESCO)—*Strategy for the Development of Education in the Islamic World*; Organisation internationale de la Francophonie (OIF); Organisation for Economic Co-operation and Development (OECD).

**National level** monitoring of SDG 4 is linked to the needs of national and sub-national governments in developing education sector plans and informing policies. Data that provide high-level granularity and adapt to the specificities of the national context—such as in sub-national geographical units, specific disadvantaged groups or by wealth—offer a greater capacity to inform policy by examining relevant disparities in education outcomes. Monitoring SDG 4 at this level benefits from the active participation of a diverse group of stakeholders representing their respective constituencies and education-related concerns. The UIS also works closely with national governments and statistical agencies to support national strategies for data collection and to enable international reporting on all SDG 4 targets within the Education 2030 Framework for Action.

**Figure 1. Four levels of monitoring education targets**



Source: UNESCO Institute for Statistics, 2016.

The global and thematic education indicators were designed to facilitate cross-national monitoring of progress towards the targets. Countries will be encouraged to report on both global and thematic indicators. Each country will determine whether it is able to collect all the data needed for each of the recommended indicators and to report them as requested. Countries may choose from the list of thematic indicators that are most relevant for their policy needs. International organizations will continue to collect data from countries for cross-national comparisons and to report on trends.

## 2. What tools exist to measure progress towards SDG 4?



There are several regional and international organizations which generate information on how to measure countries' progress towards SDG 4 targets. The coordination of the SDG data and indicator development at the international level is the responsibility of SDG custodian agencies.

**Custodian agencies** are UN bodies (and in some cases other international organizations) responsible for compiling and verifying country data and metadata and for submitting the data, along with regional and global aggregates, to the United Nations Statistics Division (UNSD). The agencies ensure that the data are internationally-comparable and develop international standards and methodologies to help countries in monitoring. Country-level data may be published in their databases and used for thematic reporting.

### *The institutional network*



The UIS has been mandated as the official source of cross-nationally-comparable data to monitor progress towards SDG 4 on education and key targets related to science and culture. As defined in the Education 2030 Framework for Action, the UIS works with partner organizations and experts on the development of new indicators, statistical approaches and

monitoring tools to assess progress towards SDG 4 (UNESCO, 2016), in coordination with the Education 2030 Steering Committee.

This mandate reflects the trust of the international community in UIS data and its proven track record in methodological work and standard-setting with national statistical offices, line ministries and technical partners in every region.

Some key initiatives coordinated by the UIS include:



**TECHNICAL  
COOPERATION  
GROUP**

The **Technical Cooperation Group on the Indicators for SDG 4–Education 2030 (TCG)** serves as a platform to discuss and develop the indicators used for monitoring SDG 4 targets in an open, inclusive and transparent manner. The TCG is composed of 38 regionally-representative statistical experts from Member States, international organizations, civil society and the Co-Chair of the Education 2030 Steering Committee.



**GLOBAL  
ALLIANCE  
TO MONITOR  
LEARNING**

The **Global Alliance to Monitor Learning (GAML)** is designed to improve learning outcomes by supporting national strategies for learning assessments and developing internationally-comparable indicators and methodological tools to measure progress towards key targets of SDG 4. Through a highly-collaborative approach, GAML brings together a broad range of stakeholders, including experts and decisionmakers involved in national and cross-national learning assessment initiatives, as well as donors and civil society.

The **Inter-Agency Group on Education Inequality Indicators (IAG-EII)** is set up to promote and coordinate the use of household survey data for education monitoring at the national, regional and global levels. The IAG-EII is led by the UIS, UNICEF and the World Bank, and includes as members other organizations involved in the production and use of household survey data: the Global Education Monitoring Report, Global Partnership for Education (GPE), ICF, the OECD, RTI International and USAID.

The UN system has developed a wide support network for SDG monitoring at the global, regional and national levels. The specific roles of organizations in each level are detailed in **Table 1**.

## **Data sources**

**Countries** are the starting point for all national and international monitoring. The players involved in data collection and dissemination include the national statistical office, line ministries and other relevant national institutions.

Countries determine the level of detail of data and metadata they share with custodian agencies and how much of it is published. The more the data are disaggregated, the more useful they become for a wider range of audiences. The SDG global indicators represent only a subset of the full suite of indicators monitored in a country. Countries can share additional datasets with custodian agencies and the United Nations High-Level Political Forum on Sustainable Development (HLPF) through voluntary national reviews, for example.

**Table 1. Supportive role of the UN system, international organizations and major groups**

Global	Regional	National
<b>UN Secretary-General</b> <ul style="list-style-type: none"> <li>Global SDG Report</li> <li>Report on the work of the organization</li> </ul>	<b>Regional commissions</b> <ul style="list-style-type: none"> <li>Regional fora on sustainable development</li> <li>Regional SDG reports</li> </ul>	<b>United Nations country team</b> <ul style="list-style-type: none"> <li>Support national/sub-national multi-stakeholder consultations and reviews</li> <li>Play honest broker's role to bring various government departments and major groups to one table to enhance programme coordination and policy coherence</li> <li>Support mainstreaming of the SDGs and national customization</li> <li>Support strengthening of evidence base (e.g. bottleneck assessments)</li> <li>Support national SDG report preparations</li> <li>Support the organization and coordination of capacity development activities</li> <li>Support the collection, analysis and synthesis of SDG-related data and evidence</li> </ul>
<b>UN Chief Executives Board</b> <ul style="list-style-type: none"> <li>Align work with the SDGs and emerging challenges</li> <li>UN system-wide policy coherence</li> </ul>	<b>Regional coordination mechanism</b> <ul style="list-style-type: none"> <li>Programme coordination</li> <li>Policy coherence</li> </ul>	<b>Major groups/civil society</b> <ul style="list-style-type: none"> <li>Thematic/sectoral national/sub-national reviews</li> <li>Reviews to enhance national ownership and accountability</li> </ul>
<b>Inter-Agency and Expert Group on the SDGs and UN Department of Economic and Social Affairs</b> <ul style="list-style-type: none"> <li>Indicator development</li> <li>Annual progress report</li> <li>SDMX, geospatial data</li> </ul>	<b>Regional inter-governmental organizations</b> <ul style="list-style-type: none"> <li>✓ New Partnership for Africa's Development</li> <li>✓ Association of Southeast Asian Nations</li> <li>✓ South Asian Association for Regional Cooperation, etc.</li> <li>Peer reviews</li> <li>Lesson sharing</li> </ul>	<b>United Nations Development Group</b> <ul style="list-style-type: none"> <li>Provide guidance for UN country teams in support of the SDGs</li> </ul>
<b>Other UN Secretariat entities, UN specialised agencies and UN system organizations</b> <ul style="list-style-type: none"> <li>Thematic reviews/analyses</li> </ul>	<b>Regional development banks</b> <ul style="list-style-type: none"> <li>✓ Asian Development Bank</li> <li>✓ African Development Bank</li> <li>✓ New Development Bank</li> <li>Analytical thematic reports/reviews</li> <li>Alignment of lending</li> </ul>	
<b>Other multilateral organizations and major groups</b> <ul style="list-style-type: none"> <li>Thematic reviews/analyses</li> </ul>	<b>United Nations Development Group</b> <ul style="list-style-type: none"> <li>Regional/country programme reviews</li> <li>Regional reviews and capacity development</li> </ul>	
<b>United Nations Development Group</b> <ul style="list-style-type: none"> <li>Country progress reports/reviews</li> <li>National thematic reports/reviews</li> </ul>		

Source: United Nations Development Group (UNDG), 2017.

**Administrative data.** Every year, the UIS conducts surveys on formal education programmes and educational attainment and every two years a survey on literacy. These surveys consist of a set of questionnaires on education programmes, students, financial and human resources, literacy and educational attainment, which are reported according to international standards to assure cross-country comparability. The main data sources are administrative records from school surveys or aggregate data from labour force or household surveys. The questionnaires are sent to national statistical offices and ministries of education in each country. The results from these questionnaires are the source of many SDG 4 indicators.

Data on education finance and expenditure are essential to effectively address critical education policy questions. Data on public and international education expenditure are derived from administrative records compiled typically by the Ministry of Finance, Ministry of Education or national statistical offices. In 2016, the UNESCO International Institute for Educational Planning (IIEP) and the UIS jointly developed a methodology on National Education Accounts (NEAs), a comprehensive, systematic and comparable framework for collecting, processing and analysing data on education expenditure (IIEP, UIS and Pôle de Dakar, 2016). Data on private household expenditure are derived from household budget surveys usually administered by national statistical offices.

**Household surveys.** The UIS compiles and disseminates household survey data to produce indicators to examine specific characteristics of populations, which are generally only available through these sources. Datasets from household surveys are gathered from international programmes, such as the Demographic and Health Survey (DHS) and the Multiple Indicator Cluster Survey (MICS), as well as from survey repositories of organizations such as the UN Economic Commission for Latin America and the Caribbean (ECLAC), the Integrated Public Use Microdata Series (IPUMS) and the World Bank. These data are used to calculate various education indicators, such as school attendance and completion rates.

**Learning assessments.** The UIS identified nine cross-national learning assessments which meet the criteria to measure SDG 4 Indicator 4.1.1, the proportion of children and young people achieving minimum proficiency in reading and mathematics: LaNA (Literacy and Numeracy Assessment), PASEC (*Programme d'Analyse des Systèmes Éducatifs de la CONFEMEN*), PILNA (Pacific Islands Literacy and Numeracy Assessment), PIRLS (Progress in International Reading Literacy Study), PISA (Programme for International Student Assessment), SACMEQ (Southern and Eastern Africa Consortium for Monitoring Educational Quality), SEA-PLM (Southeast Asia Primary Learning Metrics), TERCE (*Tercer Estudio Regional Comparativo y Explicativo*) and TIMSS (Trends in International Mathematics and Science Study). Using these data sources, the UIS has calculated key indicators related to learning outcomes for SDG 4.



The UIS (2018) has drafted a [proposal](#) for an education-focused platform called edu2030/countrySTAT in the form of a Global Data-Sharing Network that positions countries at the centre of the initiative and addresses their needs in developing data for SDG 4. Easily accessible online, it would enable researchers, policymakers, development organizations and the private sector to design and implement better policies and reduce transaction costs and information gaps.

## Main regional platforms

Many regions have international structures to monitor education development in countries. They serve as an important source of internationally-comparable data with high regional relevance. Some regional initiatives include:

### Africa

**PASEC** has been administered in 13 countries in Francophone West Africa. PASEC is designed to assess student abilities in mathematics and reading in French. Started in 1993, the programme is managed by CONFEMEN (*Conférence des Ministres de l'Éducation des États et gouvernements de la Francophonie*). The assessment is administered in different years in different countries. PASEC is typically administered to students in 2<sup>nd</sup> and 5<sup>th</sup> grades at the beginning and end of the same school year, and is designed to measure students' progress over the course of that year. Assessment results are intended for use primarily as a diagnostic tool.

**SACMEQ** is a consortium of Ministries of Education located in the Southern Africa sub-region. SACMEQ aims at assessing and monitoring the quality of education and learning achievements in member countries. The broad areas of assessment are: pupils' characteristics and their learning environments, teacher characteristics, head teacher characteristics and their views on school infrastructure and management. SACMEQ assessments were carried out starting in 1995, 2000 and 2006. A fourth round of assessments was scheduled for implementation starting in 2012.

Uwezo, meaning 'capability' in Kiswahili, is a five-year initiative that aims to improve competencies in literacy and numeracy among children aged 6 to 16 years in Kenya, Tanzania and Uganda. Since 2009, Uwezo has implemented large-scale, nationally-representative household surveys to assess the actual basic literacy and numeracy competencies of school-aged children. Each year, Uwezo produces three national reports and one regional report that present the main findings.

### Arab States

Unlike other UNESCO regions, the Arab States do not use a regionally-harmonised approach for measuring student achievement. Furthermore, many countries rely solely on end-of-cycle examinations. However, more countries are participating in international large-scale assessments, such as TIMSS and PIRLS managed by IEA, in addition to PISA managed by the OECD.

### Asia and the Pacific

**SEA-PLM** is a regional assessment which seeks to set a common approach to assessing learning outcomes of Grade 5 students in reading, writing, mathematics and global citizenship. The Southeast Asian Ministers of Education Organization (SEAMEO) Secretariat and UNICEF East Asia and Pacific Regional Office (EAPRO) jointly serve as the Secretariat to SEA-PLM.

The mandate for the **PILNA** initiative was set by the Pacific Island Forum Ministers of Education during the Forum Education Ministers' Meeting in Papua New Guinea in 2010. PILNA was administered across 14 Pacific Island

countries in 2012 to set the regional baseline and country rankings for literacy and numeracy achievement of pupils who have completed four and six years of primary education.

The Network on Education Quality Monitoring in the Asia-Pacific (**NEQMAP**), established in March 2013 in Bangkok, is a platform to exchange knowledge, experiences and expertise on the monitoring of educational quality in countries and jurisdictions of the Asia-Pacific region. The network focuses on student learning assessments as key tools for monitoring educational quality, while acknowledging the importance of the role of curriculum and pedagogy in successful learning. UNESCO's Asia and Pacific Regional Bureau for Education (UNESCO Bangkok) serves as the NEQMAP Secretariat.

### Europe and North America

**Eurostat** is the statistical office of the European Union situated in Luxembourg. Its mission is to provide high-quality statistics on European countries. Eurostat's education and training statistics provide information on the participation of individuals in education and training activities, education financing, teaching staff and educational outcomes. Despite not having specific regional learning assessments, most countries in Europe and North America participate in large-scale international assessments organized by the IEA and OECD.

### Latin America and the Caribbean

The Latin American Laboratory for Assessment of the Quality of Education (**LLECE**), which is seated in the UNESCO Regional Bureau for Education in Latin America and the Caribbean, is a network of national units measuring educational assessment in the region. LLECE has conducted comparative and explanatory regional educational assessment studies since 1997.



The UIS Catalogue of Learning Assessments (**CLA**) provides descriptive, standardised and comparable information on public examinations and national and international assessments in primary and lower secondary education programmes in countries across the world. The Catalogue serves as a resource for countries interested in developing a national assessment, improving their overall assessment system, or joining a regional or international initiative. The second version of CLA has been expanded to include not only learning assessments in primary and secondary education but also assessments on the skills of young people and adults and early childhood development.

### 3. What is the UIS' role in SDG 4 monitoring?



The UIS is the official statistical agency of UNESCO. In this capacity, the international development community has given the UIS the mandate to develop the methodologies, standards and indicators needed to achieve SDG 4–Education 2030 and key targets in science and culture, in close consultation with partners. UIS efforts sustain activities across several areas of SDG 4 monitoring (see **Figure 2**).

#### ***Interim reporting***

Monitoring the 43 global and thematic indicators on education follows a similar reporting strategy as for all SDG targets. However, for some indicators data are currently not available. While the UIS works on capacity building and indicator development, alternative data sources are used in the interim to maximise the availability of data. The objective is to report progress before the methodological development of the main data sources is finalised. The interim reporting strategies will be applied until sustainable long-term reporting strategies have been put in place for each of the indicators.












#### ***Collaboration***

As the official source of cross-nationally-comparable data on education, the UIS bears a major responsibility for the success of SDG 4 monitoring. This responsibility is shared with partner organizations. While the UIS has been given the mandate to produce the data needed to monitor progress and channel policies and resources to those in greatest need, no single organization can produce all the data for all indicators. For some of the global indicators, for instance, different organizations were designated as the custodian agency (see **Table 2**).

**Figure 2. UIS' role in SDG 4 monitoring**




**Table 2. SDG 4 global indicators and custodian agencies**

	Indicator	Custodian agency
 <b>4.1.1</b>	Proportion of children and young people (a) in Grade 2 or 3; (b) at the end of primary education; and (c) at the end of lower secondary education achieving at least a minimum proficiency level in (i) reading and (ii) mathematics, by sex	UNESCO-UIS
 <b>4.2.1</b>	Proportion of children under 5 years of age who are developmentally on track in health, learning and psychosocial well-being, by sex	UNICEF
 <b>4.2.2</b>	Participation rate in organized learning (one year before the official primary entry age), by sex	UNESCO-UIS
 <b>4.3.1</b>	Participation rate of youth and adults in formal and non-formal education and training in the previous 12 months, by sex	UNESCO-UIS
 <b>4.4.1</b>	Proportion of youth and adults with information and communications technology (ICT) skills, by type of skill	UNESCO-UIS, ITU
 <b>4.5.1</b>	Parity indices (female/male, rural/urban, bottom/top wealth quintile and others such as disability status, indigenous peoples and conflict-affected, as data become available) for all education indicators on this list that can be disaggregated	UNESCO-UIS
 <b>4.6.1</b>	Proportion of population in a given age group achieving at least a fixed level of proficiency in functional (a) literacy and (b) numeracy skills, by sex	UNESCO-UIS
 <b>4.7.1</b>	Extent to which (i) global citizenship education and (ii) education for sustainable development, including gender equality and human rights, are mainstreamed at all levels in: (a) national education policies, (b) curricula, (c) teacher education and (d) student assessment	UNESCO-UIS
 <b>4.a.1</b>	Proportion of schools with access to: (a) electricity; (b) the Internet for pedagogical purposes; (c) computers for pedagogical purposes; (d) adapted infrastructure and materials for students with disabilities; (e) basic drinking water; (f) single-sex basic sanitation facilities; and (g) basic handwashing facilities (as per the WASH indicator definitions)	UNESCO-UIS
 <b>4.b.1</b>	Volume of official development assistance flows for scholarships by sector and type of study	OECD
 <b>4.c.1</b>	Proportion of teachers in: (a) pre-primary education; (b) primary education; (c) lower secondary education; and (d) upper secondary education who have received at least the minimum organized teacher training (e.g. pedagogical training) pre-service or in-service required for teaching at the relevant level in a given country, by sex	UNESCO-UIS

Moreover, the UIS collaborates with Member States and organizations representing civil society to optimise efforts and guarantee an inclusive and participatory monitoring framework. As such, the UIS has built global partnerships and alliances that are critical to the success of SDG 4 monitoring.

## 4. How are SDG 4 indicators developed and calculated?



To define the global and thematic indicators, each target was analysed with two purposes in mind: to identify the key concepts that need to be measured to monitor progress towards its achievement and whether existing policies would be sufficient to ensure that the target could be met or whether further action, including remedial action, might be needed to get back on track. The underlying key concepts that guided the development of the indicators were as follows:

### ***Learning, skills and knowledge***

Five of the ten education targets focus on learning outcomes of children, youth and adults. This is a shift from previous global targets, such as the MDGs, which focused solely on ensuring access to, participation in and completion of formal primary education and on gender equality in primary, secondary and tertiary education. The Education 2030 targets underscore the extent to which enrolment and participation are the best means to attain good results and learning outcomes at every age and stage, such as school readiness for pre-school children, academic competencies of children in primary and secondary education, functional literacy and numeracy skills among youth and adults, and skills for work.

## ***Equity***

Across each target, the overarching focus on equity aims to ensure that no one is left behind, especially the poorest and most vulnerable groups. In the years that remain until 2030, the international community must transform this decisive engagement into reality for all children, youth and adults, no matter where they live or the conditions they face. Equity indicators encompass individual characteristics, such as sex, location, ethnicity, language, disability status and engagement in child labour, and household characteristics, such as parents' education level, wealth or other measures of socioeconomic status.

## ***Participation and completion***

Indicators on participation and completion have the highest rates of data availability among countries. This is most likely linked to the availability of such data in routine data collection systems, such as Education Management Information Systems (EMIS). In fact, during the past 15 years, most countries have made great strides to establish mechanisms to track progress, particularly on the former MDGs and specifically the Education for All (EFA) goals, by measuring access to, participation in and completion of formal primary education and gender equality in primary, secondary and tertiary education. Within the SDG 4 agenda, countries are expected to continue collecting these data while improving their quality to track progress over time.

## ***Policy and provision***

To fully monitor some SDG 4 targets, it is necessary to cover not only outcomes and outputs but also the inputs of educational systems. On the whole, inputs are the aspects of the education system that the government has relatively direct control over (such as total spending, legislation, structure), while outputs are the direct results of those inputs and outcomes are the ultimate objectives that the system as a whole is supposed to fulfil, such as learning outcomes. Therefore, some indicators aim at comparing countries in relation to the structure and resources provided for students and teachers, as well as the normative framework guiding national education policies.

### **And next...**

The following part of this guide presents the concept and definition for each global indicator, calculation methods, data sources and methodological challenges. The Annex presents a full list of all global and thematic SDG 4 indicators.



4.1



## TARGET 4.1

# Free, equitable and quality primary and secondary education

*By 2030, ensure that all girls and boys complete free, equitable and quality primary and secondary education leading to relevant and effective learning outcomes.*

### Indicator 4.1.1

Proportion of children and young people (a) in Grade 2 or 3; (b) at the end of primary education; and (c) at the end of lower secondary education achieving at least a minimum proficiency level in (i) reading and (ii) mathematics, by sex



#### CONCEPT

Target 4.1 covers the quality of primary and lower secondary education. The key concepts to measure include the quality of education and learning in two subject areas at the beginning and the end of primary education and at the end of lower secondary education.

Minimum proficiency level (MPL) is the benchmark of basic knowledge in a domain (mathematics, reading, etc.) measured through learning assessments.



#### DEFINITION

Percentage of children and young people in Grade 2 or 3 of primary education, at the end of primary education and at the end of lower secondary education achieving at least a minimum proficiency level in (i) reading and (ii) mathematics. The minimum proficiency level will be measured relative to new common reading and mathematics scales currently in development.

The current indicator shows data published by each of the agencies and organizations specialised in cross-national learning assessments. Data are comparable only for countries which participated in the same assessment. Methods to compare the results from different cross-national learning assessments are in development.



### CALCULATION METHOD

The indicator is calculated as the percentage of children and young people at the relevant stage of education achieving or exceeding a pre-defined proficiency level in a given subject.



### INTERPRETATION

The three measurement points will have their own established minimum standard. There is only one threshold that divides students into (a) below or (b) at or above minimum proficiency levels. Below minimum is the percentage of students who do not achieve a minimum proficiency level as established by countries according to globally-defined minimum competencies. At or above minimum is the percentage of students who have achieved at least the minimum proficiency level as defined in the assessment.



**UIS Information Paper No. 48 (2017d)** discusses the possibilities and limitations of developing a global assessment strategy for Indicator 4.1.1, taking into account both the technical and political dimensions of cross-national assessments.



### DATA SOURCES

Various cross-national learning assessments including: PASEC, PIRLS, PISA, SACMEQ, TERCE and TIMSS.



The document “**Metadata for the global and thematic indicators for the follow-up and review of SDG 4 and Education 2030**” is the main UIS reference for information on each SDG 4 indicator. The metadata document, updated every year, provides a detailed description of the indicators, as well as their calculation methods, data sources and limitations (UIS, 2017a).



### METHODOLOGICAL CHALLENGES

There are three key challenges in the production of learning outcomes indicators on a cross-nationally-comparable basis. First, national, regional and global data on basic competencies in literacy and numeracy are frequently collected but cannot be used in an integrated manner to create a global picture of learning. For instance, the proficiency of Brazilian students can be compared to the Paraguayan students as both countries have participated in the same regional assessment. However, their proficiency cannot be compared to South African students because the regional assessment in which South Africa participates does not use the same framework, which is based on different concepts and methods of how to assess learning.

Second, if national and regional data are to be used for global monitoring of learning, shared technical standards must be developed to ensure that the data are of similar quality.

Third, solutions must take into account multiple viewpoints: identifying relevant areas of learning that can and should be measured globally; conceptualising how national and regional data can help inform global measurement; and finally, striking an appropriate balance between global competencies and the role of local influences and goals on education.



4.1





## 4.1



The goal of the UIS is to develop global content frameworks for reference to ensure that all children are taught what they need, to improve the quality of data and to report under common metrics. This work will support governments to measure effectively and monitor student learning outcomes in mathematics and reading against SDG Indicator 4.1.1 over time and to utilise the data for making informed policy decisions. A further goal is to support the use of existing national and cross-national assessments to facilitate the measurement and reporting of learning outcomes, rather than requiring a single assessment to be used by all countries for SDG reporting purposes.

In addition to the challenges mentioned above, it is important to note a significant limitation of the data available. Assessments are typically administered within school systems, referred to as school-based learning assessments. The current indicators cover only children in school. Therefore, children who are out of school are not included in this indicator. Assessing competencies of children and young people who are out of school would require household-based surveys.



The UIS has developed a framework to guide the design and implementation of learning assessments to support the production of measures of learning outcomes according to the highest-quality technical standards. [Principles of Good Practice in Learning Assessment](#) is a good reference for data quality on learning outcomes (UIS and ACER, 2017).



## TARGET 4.2 Quality early childhood development, care and pre-primary education

*By 2030, ensure that all girls and boys have access to quality early childhood development, care and pre-primary education so that they are ready for primary education.*

### Indicator 4.2.1

Proportion of children under 5 years of age who are developmentally on track in health, learning and psychosocial well-being, by sex



#### CONCEPT

Key concepts to measure include quality of care and education, access to programmes and child development and learning at the start of school. Measuring early childhood development is complicated but possible with sufficient technical consultation and operational support to countries to generate reliable data.



#### DEFINITION

Currently there is no globally-accepted definition of 'developmentally on track', and consequently, there are no further definitions for the indicator so far. Relevant information for this indicator can be found in MICS' Early Childhood Development Index (ECDI) that presently defines 'on track' as the percentage of children aged 36 to 59 months who are developmentally on track in at least three of the following four domains:

- *literacy-numeracy*—at least two of the following are true: can identify/name at least 10 letters of the alphabet, can read at least 4 simple words, and can recognise and name all numbers from 1 to 10;



4.2





## 4.2



- *physical*—one or both of the following are true: can pick up small objects easily and is generally well enough to play;
- *socio-emotional*—at least two of the following are true: gets along well with other children, does not kick, bite or hit other children, and is not easily distracted; and
- *learning* —one or both of the following are true: can follow simple instructions on how to do something correctly and, when given something to do, is able to do it independently.



### CALCULATION METHOD

In MICS ECDI, the indicator is calculated as the percentage of children aged 36 to 59 months demonstrating age-appropriate levels of development in the areas being measured. A commonly-accepted definition of 'on track' has not yet been developed using national and regionally-developed standards for children's learning and development.



### INTERPRETATION

A high value indicates a large number of young children are well prepared for starting primary school in the areas of health, learning and psychosocial well-being.



### DATA SOURCES

Measures to capture children's early childhood experiences have been used in multiple countries in representative samples, such as: MICS ECDI, UNICEF West and Central African Regional Office (WCARO) Prototype in West Africa, *Programa Regional de Indicadores de Desarrollo Infantil* (PRIDI) in Latin America, the East Asia and Pacific Child Development Scales, the Early Development Index and the Early Human Capacity Index. Newly-developed scales with two to three representative samples include the Measuring Early Learning Quality and Outcomes Scale (MELQO) and the International Development and Early Learning Assessment (IDELA).



UNICEF assists countries in collecting and analysing data in order to fill data gaps for monitoring the situation of children and women through its international household-survey initiative, the **MICS**. For the fourth round of MICS (MICS 4), data collection was expanded to include an ECDI that aims to measure the developmental status of children within four domains: literacy-numeracy, physical, social-emotional development and learning.



### METHODOLOGICAL CHALLENGES

Further methodological development work will be needed to ensure that the proposed measure reflects a commonly-agreed upon definition of 'on track' that is aligned with national standards, is relevant to children in all parts of the world and accurately reflects 'developmentally on track' in all countries. This requires establishing normative developmental patterns, which has not yet taken place in most countries. In addition, more countries will need to include questions about early childhood in their national household surveys or to participate in one of the international projects generating data for this indicator.

## Indicator 4.2.2

Participation rate in organized learning (one year before the official primary entry age), by sex



### CONCEPT

This indicator measures children's exposure to organized learning activities in the year prior to the start of primary school. An organized learning programme is one which consists of a coherent set or sequence of educational activities designed with the intention of achieving pre-determined learning outcomes or the accomplishment of a specific set of educational tasks. Early childhood and primary education programmes are examples of organized learning programmes. The official primary entry age is the age at which children are obliged to start primary education according to national legislation or policies.



### DEFINITION

The participation rate in organized learning (one year before the official primary entry age) is defined as the percentage of children of the given age who participate in one or more organized learning programmes, including programmes which offer a combination of education and care. Participation in early childhood and in primary education are both included. The age will vary by country depending on the official age for entry to primary education.



### CALCULATION METHOD

The number of children in the relevant age group who participate in an organized learning programme is expressed as a percentage of the total population of the same age.



### INTERPRETATION

A high value of the indicator shows a high degree of participation in organized learning immediately before the official entrance age to primary education.



### DATA SOURCES

The UIS produces time series based on enrolment data reported by Ministries of Education or national statistical offices and population estimates produced by the UN Population Division. Enrolment data are collected through the annual UIS Survey of Formal Education. Data are reported according to the levels of education defined in ISCED to ensure international comparability of resulting indicators. The indicator can also be calculated from household surveys and population censuses that collect data on attendance in early childhood and primary education by single year of age.



### METHODOLOGICAL CHALLENGES

Participation in learning programmes in the early years is not full time for many children, meaning that exposure to learning environments outside of the home will vary in intensity. The indicator measures the percentage of children who are exposed to organized learning but not the intensity of the programme, which limits the ability to draw conclusions on the extent to which this target is being achieved. More work is needed to ensure that the definition of learning programmes is consistent across various surveys and defined in a manner that is easily understood by survey respondents, ideally with complementary information collected on the amount of time children spend in learning programmes.



4.2





## Quality TVET and tertiary education

### TARGET 4.3

*By 2030, ensure equal access for all women and men to affordable and quality technical, vocational and tertiary education, including university.*

#### Indicator 4.3.1

Participation rate of youth and adults in formal and non-formal education and training in the previous 12 months, by sex



#### CONCEPT

The global target covers several different concepts. Although affordability and quality are not directly measured by the global indicator, the main concept of “equal access” is assessed through the comparison of participation rates by sex.



#### DEFINITION

Percentage of youth and adults in a given age range (e.g. 15-24 years, 25-64 years, etc.) participating in formal or non-formal education or training in a given time period (e.g. last 12 months). Ideally, the indicator should be disaggregated by types of programme such as technical and vocational education and training (TVET), tertiary education, adult education and other relevant types, and cover both formal and non-formal programmes. Thanks to ISCED 2011, the methodology related to indicators of participation in formal education and training is sound and well-established throughout most countries. However, methods to measure participation in non-formal education and training vary substantially worldwide.



#### CALCULATION METHOD

The number of people in selected age groups participating in formal or non-formal education or training is expressed as a percentage of the population of the same age.



### INTERPRETATION

A high value indicates a large share of the population in the relevant age group is participating in formal and non-formal education and training.



### DATA SOURCES

There are already methodologies implemented at national and international levels collecting data on Indicator 4.3.1. At the international level, surveys like the European Adult Education Survey (AES), the OECD Programme for the International Assessment of Adult Competencies (PIAAC) and the ILO School-to-Work Transition Survey (SWTS) generate periodical and comparable information. At the national level, National Household Surveys and Labour Force Surveys usually collect data on participation in formal and also non-formal education programmes, although data collection on participation in the latter type is much less common.



### METHODOLOGICAL CHALLENGES

Formal and non-formal education and training can be offered in a variety of settings including schools and universities, workplace environments and other places, and can have a variety of durations. Administrative data often only capture provision in formal settings, such as schools and universities. Finally, participation rates do not capture the intensity or quality of the provision nor the outcomes of the education and training on offer.



4.3





4.4



## Technical and vocational skills

### TARGET 4.4

*By 2030, substantially increase the number of youth and adults who have relevant skills, including technical and vocational skills, for employment, decent jobs and entrepreneurship.*

#### Indicator 4.4.1

Proportion of youth/adults with information and communications technology (ICT) skills, by type of skill



#### CONCEPT

ICT skills determine the effective use of information and communication technology. The lack of such skills continues to be one of the key barriers keeping people, and in particular women, from fully benefitting from the potential of ICTs. The global indicator is based on the percentage of individuals with ICT skills by type of skill. It measures ICT skills based on the number of people who report to have undertaken certain computer-related activities in a given time period (usually during the last 12 months in the case of Eurostat or 3 months in the case of the International Telecommunications Union (ITU)).



#### DEFINITION

Percentage of youth (aged 15 to 24 years) and adults (aged 15 years and older) who have undertaken certain computer-related activities in a given period (e.g. last three months). Computer-related activities to measure ICT skills include:

- Copying or moving a file or folder
- Finding, downloading, installing and configuring software
- Using copy and paste tools to duplicate or move information within a document
- Creating electronic presentations with presentation software (including text, images, sound, video or charts)

- Sending e-mails with attached files (e.g. document, picture, video)
- Using basic arithmetic formulae in a spreadsheet
- Connecting and installing new devices (e.g. modem, camera, printer)
- Transferring files between a computer and other devices
- Writing a computer program using a specialised programming language

A computer refers to a desktop computer, a laptop (portable) computer or a tablet (or similar handheld computer). It does not include equipment with some embedded computing abilities, such as smart television sets or cellular phones.



### **CALCULATION METHOD**

The indicator is calculated as the percentage of people in a given population who have responded ‘yes’ for each of the ICT skills measured.



### **INTERPRETATION**

This indicator makes the link between ICT usage and impact, and helps measure and track the level of proficiency of users. A high value indicates that a large share of the reference population has the ICT skill being measured.



### **DATA SOURCES**

The methodology was developed by Eurostat and adopted by the ITU. Eurostat collects these data annually for 32 European countries, while the ITU is responsible for setting up the standards and collecting this information from remaining countries.



### **METHODOLOGICAL CHALLENGES**

One of the main challenges with this indicator is its narrow coverage of “relevant skills” proposed by the target. In addition, the indicator is based on self-reported information. Those surveyed provide information on the types of activities they have undertaken but not their proficiency level. It is impossible to verify the accuracy of these self-assessments, and more importantly, there can be large differences in reporting between groups of different cultural and personal backgrounds. For example, women tend to underreport their abilities in using computers and the Internet, while men tend to overstate their abilities.

It is also very likely that someone from one country approaches the question differently from somebody from another country. In terms of population coverage, the target for youth and adults stresses the fact that young people specifically should be included in the measurement. Context is relevant and may be vastly different from one country to the next. Children in high-income countries may develop skills years ahead of those in low-income countries.



**4.4**





## TARGET 4.5

### Equal access to all levels of education and training for the vulnerable

*By 2030, eliminate gender disparities in education and ensure equal access to all levels of education and vocational training for the vulnerable, including persons with disabilities, indigenous peoples and children in vulnerable situations.*

#### Indicator 4.5.1

Parity indices (female/male, rural/urban, bottom/top wealth quintiles and others, such as disability status, indigenous peoples and conflict-affected, as data become available) for all education indicators on this list that can be disaggregated



#### CONCEPT

Equity is one of the most prominent features of the new international agenda. This term broadly refers to different concepts related to fairness and compensatory actions that recognise disadvantage. The parity index is the key indicator that will be used for global monitoring across all disaggregated indicators. As a result, equity-related indicators account for the largest share of the data needed to monitor SDG 4 as a whole.



#### DEFINITION

Parity indices require data for specific groups of interest. They represent the ratio of the indicator value for one group to the value for another group. Typically, the group more likely to be disadvantaged is in the numerator. A parity index of exactly 1 means that the indicator values of the two groups are identical, while by convention, values between 0.97 and 1.03 are interpreted to reflect parity between the two groups.



### CALCULATION METHOD

The indicator value of the likely more disadvantaged group is divided by the indicator value of the other sub-population of interest.



### INTERPRETATION

The further from 1 the parity index lies, the greater the disparity between the two groups of interest.

**Table 4.5.1. Indicator 4.1.1b in Country A, by sex**

	Female	Male
Number of students in last year of primary education at or above the minimum proficiency level	25	15
Total number of students in last year of primary education	50	50
<b>Indicator 4.1.1b</b>	<b>50%</b>	<b>30%</b>

The gender parity index (GPI) represents the ratio of the indicator value for girls to the value for boys. Therefore, the GPI for Country A's Indicator 4.1.1b results from the division of the female value (50%) by the male value (30%), which is equal to 1.67. A value between 0.97 and 1.03 would reflect gender parity, while values below 0.97 show an advantage for boys and values above 1.03 reflect an advantage for girls.



### DATA SOURCES

The sources for parity indices are the very indicators calculated for each of the other targets. However, not all data used by the global and thematic indicators allow the types of disaggregation required for the calculation of the parity indices.



### METHODOLOGICAL CHALLENGES

Efforts to produce data and indicators to monitor equity in education should not come at the expense of data quality, nor should they be disregarded because of vulnerable situations or scarce resources. To date, Member States have yet to fully integrate equity as part of their regular national monitoring of education, although the new impetus given by the SDGs triggers the need to develop a shared and agreed-upon strategy. This approach will require building consensus on the definition of equity, common metrics and standards, and coordination mechanisms to reduce transaction costs.

## Inter-Agency Group on Education Inequality Indicators (IAG-EII)

In response to the call for a greater focus on equity in the SDGs, the UIS, UNICEF and the World Bank have created the Inter-Agency Group on Education Inequality Indicators (IAG-EII). It aims to promote and coordinate the use of household survey data for monitoring at the national, regional and global levels. Better coordination will help ensure standardised reporting to complement information available through administrative data, typically collected by school systems.

The IAG draws partly on the experience of the UIS/UNICEF Global Initiative on Out-of-School Children (OOSCI), which aimed to strengthen the evidence base for national education policymaking by combining data from multiple sources and identifying the characteristics of children and adolescents excluded from education.



**4.5**





## Youth and adult literacy and numeracy

### TARGET 4.6

*By 2030, ensure that all youth and a substantial proportion of adults, both men and women, achieve literacy and numeracy.*

#### Indicator 4.6.1

Proportion of a population in a given age group achieving at least a fixed level of proficiency in functional (a) literacy and (b) numeracy skills, by sex



#### CONCEPT

Key concepts to measure include proficiency in literacy and numeracy. For operational reasons, literacy has been very often restricted to the ability to read and write a simple statement, including some basic arithmetic skills (numeracy). However, this definition is simplistic and does not encompass adequately the complexity of these concepts. UNESCO has more recently suggested an improved definition of literacy as an “ability to identify, understand, interpret, create, communicate and compute, using printed and written materials associated with varying contexts. Literacy involves a continuum of learning in enabling individuals to achieve their goals, to develop their knowledge and potential, and to participate fully in their community and wider society”.



#### DEFINITION

Percentage of youth (aged 15 to 24 years) and of adults (aged 15 years and older) who have achieved or exceeded a given level of proficiency in (a) literacy and (b) numeracy. The minimum proficiency level will be measured relative to new common literacy and numeracy scales currently in development.

The fixed level of proficiency is the benchmark of basic knowledge in a domain (literacy or numeracy) measured through learning assessments. Currently, there are no common standards validated by the

international community or countries. Current data originate from agencies and organizations specialised in cross-national household-based assessment surveys of youth and adult populations.



#### **CALCULATION METHOD**

Percentage of youth and adults who have achieved at least the minimum threshold of proficiency as defined for large-scale (representative sample) adult literacy and numeracy assessments.



#### **INTERPRETATION**

There is only one threshold that divides youth and adults into below minimum or at or above minimum proficiency levels. Below minimum level is the percentage of youth and adults who have not achieved the minimum proficiency level as established by countries according to the globally-defined minimum competencies. At or above minimum level is the percentage of youth and adults who have achieved at least the minimum proficiency level.



#### **DATA SOURCES**

Data for this indicator are collected through skills assessment surveys of the adult population, e.g. PIAAC, Skills Towards Employment and Productivity (STEP) programme, Literacy Assessment and Monitoring Programme (LAMP), and national adult literacy and numeracy surveys. Only PIAAC measures both skills. STEP and the Short Literacy Survey (SLS) only measure literacy. Both PIAAC and STEP surveys can be put on a common scale as they are linked psychometrically by design.



#### **METHODOLOGICAL CHALLENGES**

The measurement of youth and adult skills requires some form of direct assessment. Using household-based assessment surveys to measure literacy and numeracy can be costly and difficult to administer and may underestimate functional skills in areas that are critical to daily life but are harder to assess in standardised approaches. The result may be inaccurate representations of what youth and adults know and can do, especially in relation to foundational skills that may vary widely across cultural contexts and orthography.



**4.6**





## TARGET 4.7 Knowledge and skills needed to promote sustainable development

*By 2030, ensure that all learners acquire the knowledge and skills needed to promote sustainable development, including, among others, through education for sustainable development and sustainable lifestyles, human rights, gender equality, promotion of a culture of peace and non-violence, global citizenship and appreciation of cultural diversity and of culture's contribution to sustainable development.*

### Indicator 4.7.1

Extent to which (i) global citizenship education and (ii) education for sustainable development, including gender equality and human rights, are mainstreamed at all levels in: (a) national education policies; (b) curricula; (c) teacher education; and (d) student assessment



#### CONCEPT

This indicator provides information on the level of national commitment towards the attainment of Target 4.7 (for example, whether political will and resources have been translated into concrete policies, curricula and assessment). This indicator can be complemented by other thematic indicators on global citizenship education (GCED) and education for sustainable development (ESD), which seek to assess learning outcomes more directly in the cognitive, socio-emotional and behavioural domains. The indicator could be used to assess inputs to formal as well as non-formal education systems.



#### DEFINITION

The extent to which countries mainstream GCED and ESD, including climate change education, human rights and gender equality, in their education systems, specifically in policies, curricula, teacher education and student assessment.

This indicator seeks to measure the quantity and quality of country inputs, as well as whether the quality of GCED and ESD provision is adequate to fulfil their transformational potential. The indicator goes beyond the level of ‘existence’ or ‘mentioning’ of GCED and ESD in policy, curricula, teacher education and student assessment.

ESD empowers learners to take informed decisions and responsible actions for environmental integrity, economic viability and a just society, for present and future generations, while respecting cultural diversity. It is about lifelong learning and is an integral part of quality education.

GCED nurtures respect for all, building a sense of belonging to a common humanity and helping learners become responsible and active global citizens. GCED aims to empower learners to assume active roles to face and resolve global challenges and to become proactive contributors to a more peaceful, tolerant, inclusive and secure world.



### **CALCULATION METHOD**

This indicator is based on an evaluation of reports submitted by countries to UNESCO describing how they mainstream GCED and ESD in their education policies and systems.



### **INTERPRETATION**

Progress might be interpreted by the priority and emphasis given to the implementation of GCED and ESD in policies, curricula, teacher training and student assessments over time, i.e. if the existence, frequency, priority and scope of implementation change from one data collection to the next.



### **DATA SOURCES**

In reference to UNESCO's mandate to monitor the implementation of the 1974 Recommendation concerning Education for International Understanding, Cooperation and Peace and Education relating to Human Rights and Fundamental Freedoms, every four years a questionnaire is sent to UNESCO Member States. This is an established mechanism, on the basis of which countries systematically report to UNESCO on the status of implementation of the 1974 Recommendation; the questionnaire covers almost all aspects of the proposed indicator, as per the specific recommendations. UNESCO analyses the survey results and reports to its General Conference on country status. In 2016, UNESCO revised the terminologies and the format of the survey tool to make it more relevant and easy to use, which will increase the response rate.

Guiding principles on sources, data collection approaches and experiences on this topic can be derived from the global monitoring and evaluation work conducted as part of the Decade for Education for Sustainable Development (DESD, 2005-2014). Other human rights monitoring frameworks, education sector reviews or other thematic studies can also serve as additional sources for this indicator.



### **METHODOLOGICAL CHALLENGES**

The indicator does not show whether national measures lead to desired changes in learning outcomes and does not assess learning outcomes directly. However, education policies, curricula, teacher education and student assessment are key intermediate outcomes of national commitment and effort to effectively implement GCED and ESD and to provide a conducive learning environment.



**4.7**





© Scott Wallace / World Bank



## School environment

### 4.a

*Build and upgrade education facilities that are child, disability and gender sensitive and provide safe, non-violent, inclusive and effective learning environments for all.*

#### Indicator 4.a.1

Proportion of schools with access to: (a) electricity; (b) the Internet for pedagogical purposes; (c) computers for pedagogical purposes; (d) adapted infrastructure and materials for students with disabilities; (e) basic drinking water; (f) single-sex basic sanitation facilities; and (g) basic handwashing facilities (as per the WASH indicator definitions)



#### DEFINITION

Percentage of schools by level of education (primary, lower secondary and upper secondary education) with access to the given facility or service. For the definitions of each facility or service, please refer to [Metadata for global and thematic indicators for the follow-up and review of SDG 4 and Education 2030](#) (UIS, 2017a).



#### CALCULATION METHOD

The number of schools in a given level of education with access to the relevant facilities is expressed as a percentage of all schools at that level of education.



#### INTERPRETATION

A high value indicates that schools have good access to the relevant services and facilities. Ideally, each school should have access to all these services and facilities.



#### DATA SOURCES

Administrative data from schools and other providers of education or training.



4.b

## Scholarships

*By 2020, substantially expand globally the number of scholarships available to developing countries, in particular least developed countries, small island developing States and African countries, for enrolment in higher education, including vocational training and information and communications technology, technical, engineering and scientific programmes, in developed countries and other developing countries.*

### Indicator 4.b.1

Volume of official development assistance flows for scholarships by sector and type of study



#### DEFINITION

Gross disbursements of total net official development assistance (ODA) for scholarships in donor countries expressed in US dollars at the average annual exchange rate.



#### CALCULATION METHOD

The sum of total ODA for scholarships for study abroad by sector and type of study awarded to students from the beneficiary country expressed in US dollars.



#### INTERPRETATION

A high value indicates that there is greater expenditure on students from the given beneficiary country to study abroad. It does not indicate the number of students being supported.



#### DATA SOURCES

Administrative data from donor countries and other aid providers on gross disbursements of total ODA to education. Data are compiled by the Development Assistance Committee (DAC) of the OECD from returns submitted by its member countries and other aid providers.



4.b





4.c

MEANS OF IMPLEMENTATION



© Dominic Chavez / World Bank



## Teachers

4.c

*By 2030, substantially increase the supply of qualified teachers, including through international cooperation for teacher training in developing countries, especially least developed countries and small island developing States.*

### Indicator 4.c.1

Proportion of teachers in: (a) pre-primary education; (b) primary education; (c) lower secondary education; and (d) upper secondary education who have received at least the minimum organized teacher training (e.g. pedagogical training) pre-service or in-service required for teaching at the relevant level in a given country, by sex



#### DEFINITION

Percentage of teachers by level of education taught (pre-primary, primary, lower secondary and upper secondary education) who have received at least the minimum organized pedagogical teacher training pre-service and in-service required for teaching at the relevant level in a given country. Ideally, the indicator should be calculated separately for public and private institutions.



#### CALCULATION METHOD

The number of teachers in a given level of education who are trained is expressed as a percentage of all teachers in that level of education.



#### INTERPRETATION

A high value indicates that students are being taught by teachers who are pedagogically well-trained to teach.



#### DATA SOURCES

Administrative data from schools and other organized learning centres.

# Annex. Targets and indicators of Sustainable Development Goal 4 on education

## Target 4.1 By 2030, ensure that all girls and boys complete free, equitable and quality primary and secondary education leading to relevant and effective learning outcomes

- 4.1.1 Proportion of children and young people (a) in Grade 2 or 3; (b) at the end of primary education; and (c) at the end of lower secondary education achieving at least a minimum proficiency level in (i) reading and (ii) mathematics, by sex
- 4.1.2 Administration of a nationally-representative learning assessment (a) in Grade 2 or 3; (b) at the end of primary education; and (c) at the end of lower secondary education
- 4.1.3 Gross intake ratio to the last grade (primary education, lower secondary education)
- 4.1.4 Completion rate (primary education, lower secondary education, upper secondary education)
- 4.1.5 Out-of-school rate (primary education, lower secondary education, upper secondary education)
- 4.1.6 Percentage of children over-age for grade (primary education, lower secondary education)
- 4.1.7 Number of years of (a) free and (b) compulsory primary and secondary education guaranteed in legal frameworks

## Target 4.2 By 2030, ensure that all girls and boys have access to quality early childhood development, care and pre-primary education so that they are ready for primary education

- 4.2.1 Proportion of children under 5 years of age who are developmentally on track in health, learning and psychosocial well-being, by sex
- 4.2.2 Participation rate in organized learning (one year before the official primary entry age), by sex
- 4.2.3 Percentage of children under 5 years experiencing positive and stimulating home learning environments
- 4.2.4 Gross early childhood education enrolment ratio in (a) pre-primary education and (b) early childhood educational development
- 4.2.5 Number of years of (a) free and (b) compulsory pre-primary education guaranteed in legal frameworks

## Target 4.3 By 2030, ensure equal access for all women and men to affordable quality technical, vocational and tertiary education, including university

- 4.3.1 Participation rate of youth and adults in formal and non-formal education and training in the previous 12 months, by sex
- 4.3.2 Gross enrolment ratio for tertiary education by sex
- 4.3.3 Participation rate in technical-vocational programmes (15- to 24-year-olds) by sex

**Target 4.4 By 2030, substantially increase the number of youth and adults who have relevant skills, including technical and vocational skills, for employment, decent jobs and entrepreneurship**

- 4.4.1 Proportion of youth and adults with information and communications technology (ICT) skills, by type of skill
- 4.4.2 Percentage of youth/adults who have achieved at least a minimum level of proficiency in digital literacy skills
- 4.4.3 Youth/adult educational attainment rates by age group, economic activity status, levels of education and programme orientation

**Target 4.5 By 2030, eliminate gender disparities in education and ensure equal access to all levels of education and vocational training for the vulnerable, including persons with disabilities, indigenous peoples and children in vulnerable situations**

- 4.5.1 Parity indices (female/male, rural/urban, bottom/top wealth quintile and others such as disability status, indigenous peoples and conflict-affected, as data become available) for all education indicators on this list that can be disaggregated
- 4.5.2 Percentage of students in primary education whose first or home language is the language of instruction
- 4.5.3 Extent to which explicit formula-based policies reallocate education resources to disadvantaged populations
- 4.5.4 Education expenditure per student by level of education and source of funding
- 4.5.5 Percentage of total aid to education allocated to least developed countries

**Target 4.6 By 2030, ensure that all youth and a substantial proportion of adults, both men and women, achieve literacy and numeracy**

- 4.6.1 Proportion of population in a given age group achieving at least a fixed level of proficiency in functional (a) literacy and (b) numeracy skills, by sex
- 4.6.2 Youth/adult literacy rate
- 4.6.3 Participation rate of illiterate youth/adults in literacy programmes

**Target 4.7 By 2030, ensure all learners acquire knowledge and skills needed to promote sustainable development, including among others through education for sustainable development and sustainable lifestyles, human rights, gender equality, promotion of a culture of peace and non-violence, global citizenship, and appreciation of cultural diversity and of culture's contribution to sustainable development**

- 4.7.1 Extent to which (i) global citizenship education and (ii) education for sustainable development, including gender equality and human rights, are mainstreamed at all levels in: (a) national education policies, (b) curricula, (c) teacher education and (d) student assessment
- 4.7.2 Percentage of schools that provide life skills-based HIV and sexuality education
- 4.7.3 Extent to which the framework on the World Programme on Human Rights Education is implemented nationally (as per the UNGA Resolution 59/113)
- 4.7.4 Percentage of students by age group (or education level) showing adequate understanding of issues relating to global citizenship and sustainability
- 4.7.5 Percentage of 15-year-old students showing proficiency in knowledge of environmental science and geoscience

**Target 4.a Build and upgrade education facilities that are child, disability and gender sensitive and provide safe, non-violent, inclusive and effective learning environments for all**

- 4.a.1 Proportion of schools with access to: (a) electricity; (b) Internet for pedagogical purposes; and (c) computers for pedagogical purposes; (d) adapted infrastructure and materials for students with disabilities; (e) basic drinking water; (f) single-sex basic sanitation facilities; and (g) basic handwashing facilities (as per the WASH indicator definitions)
- 4.a.2 Percentage of students experiencing bullying in the last 12 months
- 4.a.3 Number of attacks on students, personnel and institutions

**Target 4.b By 2020, substantially expand globally the number of scholarships available to developing countries, in particular least developed countries, small island developing States and African countries, for enrolment in higher education, including vocational training, information and communications technology, technical, engineering and scientific programmes in developed countries and other developing countries**

- 4.b.1 Volume of official development assistance flows for scholarships by sector and type of study
- 4.b.2 Number of higher education scholarships awarded by beneficiary country

**Target 4.c By 2030, substantially increase the supply of qualified teachers, including through international cooperation for teacher training in developing countries, especially least developed countries and small island developing States**

- 4.c.1 Proportion of teachers in: (a) pre-primary education; (b) primary education; (c) lower secondary education; and (d) upper secondary education who have received at least the minimum organized teacher training (e.g., pedagogical training) pre-service or in-service required for teaching at the relevant level in a given country, by sex
- 4.c.2 Pupil-trained teacher ratio by education level
- 4.c.3 Percentage of teachers qualified according to national standards by education level and type of institution
- 4.c.4 Pupil-qualified teacher ratio by education level
- 4.c.5 Average teacher salary relative to other professions requiring a comparable level of qualification
- 4.c.6 Teacher attrition rate by education level
- 4.c.7 Percentage of teachers who received in-service training in the last 12 months by type of training

**Note:** Global indicators are presented in coloured shading.

Source: UNESCO Institute for Statistics, February 2018.

# References

- UNESCO (2016). *Education 2030: Incheon Declaration and Framework for Action for the Implementation of Sustainable Development Goal 4*. ED-2016/WS/28. Paris: UNESCO. <http://unesdoc.unesco.org/ulis/cgi-bin/ulis.pl?catno=245656>
- UNESCO Institute for Statistics (UIS) (2012). *International Standard Classification of Education: ISCED 2011*. Montreal: UIS. <http://uis.unesco.org/sites/default/files/documents/international-standard-classification-of-education-isced-2011-en.pdf>
- (2017a). “Metadata for the global and thematic indicators for the follow-up and review of SDG 4 and Education 2030”. Montreal: UIS. <http://sdg4monitoring.uis.unesco.org/metadata-global-thematic-indicators-follow-up-review-sdg4-education2030-2017.pdf>
- (2017b). *SDG 4 Data Digest 2017. The Quality Factor: Strengthening National Data to Monitor Sustainable Development Goal 4*. Montreal: UIS. <http://uis.unesco.org/sites/default/files/documents/quality-factor-strengthening-national-data-2017-en.pdf>
- (2017c). “UIS Indicator Development in the Field of Education”. UIS Information Paper No. 45. Montreal: UIS. <http://uis.unesco.org/sites/default/files/documents/ip45-indicator-development-education-methodology-2017-en.pdf>
- (2017d). “Exploring Commonalities and Differences in Regional and International Assessments”. UIS Information Paper No. 48. Montreal: UIS. <http://uis.unesco.org/sites/default/files/documents/ip48-exploring-commonalities-differences-regional-international-assessments-2017-en.pdf>
- (2018). “Creating a Global Sharing Network for Strengthening Education Data: edu2030/countrySTAT”. UIS Concept Note. Montreal: UIS. <http://uis.unesco.org/sites/default/files/documents/creating-global-sharing-network-edu2030countrystat-2018-en.pdf>
- UNESCO Institute for Statistics (UIS) and the ACER Centre for Global Education Monitoring (2017). “Principles of Good Practice in Learning Assessment”. <http://uis.unesco.org/sites/default/files/documents/principles-good-practice-learning-assessments-2017-en.pdf>
- UNESCO International Institute for Educational Planning (IIEP), UNESCO Institute for Statistics (UIS) and IIEP Pôle de Dakar (2016). *Methodology of National Education Accounts*. Paris: UNESCO-IIEP. <http://uis.unesco.org/sites/default/files/documents/methodology-of-national-education-accounts-2016-en.pdf>
- United Nations Development Group (UNDG) (2017). *Guidelines to Support Country Reporting on the Sustainable Development Goals*. <https://undg.org/wp-content/uploads/2017/03/Guidelines-to-Support-Country-Reporting-on-SDGs-1.pdf>





UNESCO  
INSTITUTE  
FOR  
STATISTICS

